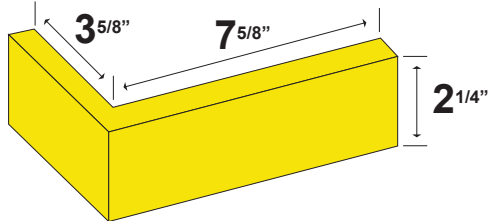




## Pattern #9202

Family: Closure Thin Brick

Pattern: Corner



### Closure Corner

2 1/4" x 3 5/8" x 7 5/8"

Brick Type: Closure

Size: 7.625" x 3.625" x 3.625

Tolerance: +0", -1/16"

### Brick Type & Size

## EZ Brik - Thin Brick System

### Materials

STY - Polystyrene (White) - Single Use

### Care and Handling

Keep out of the sunlight and cover when not in use. Keep away from steam, acids, and certain fuels. For further instructions refer to application guide.

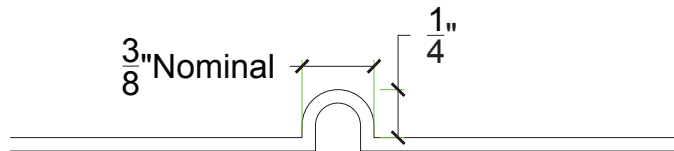
### Thermal Expansion

Approximately 1/16" per every 10°F change in material temperature.

### Note

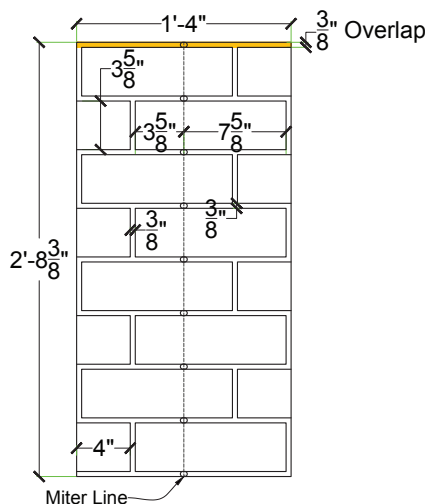
Must be used with PCI standard brick. We recommend a mockup pour simulating actual job conditions. Refer to Application Guide.

### MORTAR JOINT TYPE



### PLAN VIEW

For use with PCI standard brick only



Material = Styrene  
Thickness = .020"

For use with PCI standard brick only