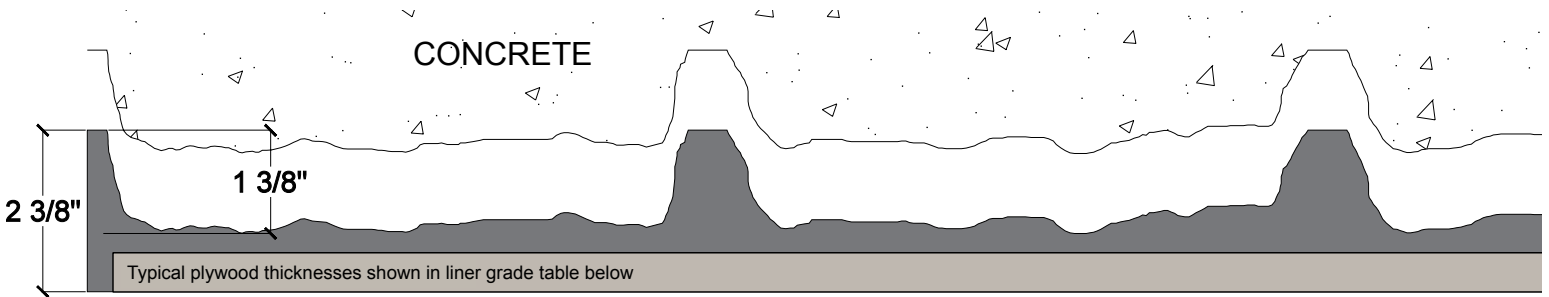




Pattern #12006 Canal Parkway Ashlar (small)

General Information:

Elastomeric form liners are high end liners that capture pattern details with precision. They couple strength with excellent pattern reproduction. The embedded plywood allows ease of handling and installation for cast in place and precast form systems. They have a multiple reuse factor, subject to pattern configuration and proper handling.



*Typical liner thickness shown. Final thickness will be determined on a per job basis.
**Representational pattern layout shown. Layout made up of multiple liner modules.



Stone Size:
8" - 16"

Care and Handling:

- Keep out of the sunlight and covered when not in use
- Keep away from steam, acids, and certain fuels
- Do not expose to temperatures >150°F (65.5°C)
- For further instructions refer to the application guide

Available Grades:	Duraform	Hi-Lite	Multi-Lite	Cut-Lite
Description:	High reuse / Heavy Weight / 3/4" Plywood Typical	High reuse / Lightweight / 1/2" Plywood Typical	Medium reuse / Lightweight / 1/2" Plywood Typical	Low reuse / Lightweight / 1/2" Plywood Typical